

Control and Process Duty PXB/PXV/PXC

Control and process duty Ø 22 mm

PXB

Designed to fit the standard electrical Ø 22mm knock out, they can provide dual pneumatic and electrical output signals. A variety of button and switch actuators are available.

- Facia mounted operation
- 3/2 NO or NC
- Modular construction
- Wide range of actuators
- Dual pneumatic and electrical output signal



Flow characteristics

PXB-B3	Q _{max} = 60 l/min Q _n = 30 l/min
PXB-B4	Q _{max} = 240 l/min Q _n = 120 l/min
Connections	Ø 4 mm push-in

Operating information

Push button valves - Visual indicators	
Working pressure	
PXB-B3	1 to 9 bar
PXB-B4	1 to 10 bar
PXV	1 to 8 bar
Working temperature	
-15 C to +60 C	
ATEX approval: CE Ex II 3 GD	
For ATEX specific products contact Sales Office	

Flush push button operated valves - most common versions

Symbol	Flow	Order code
	60 l/min	PXB-B3111BA2
	240 l/min	PXB-B4131BA2

Black - With 1 NC valve

Symbol	Flow	Order code
	60 l/min	PXB-B3111BA4
	240 l/min	PXB-B4131BA4

Red - With 1 NC valve

Symbol	Flow	Order code
	60 l/min	PXB-B3111BA3
	240 l/min	PXB-B4131BA3

Green - With 1 NC valve

Mushroom head push button operator valves - most common versions

Symbol	Flow	Order code
	60 l/min	PXB-B3111BC2
	240 l/min	PXB-B4131BC2

Black - Spring return - With 1 NC valve

Symbol	Flow	Order code
	60 l/min	PXB-B3111BT4
	240 l/min	PXB-B4131BT4

Red - Latching - With 1 NC valve

Lever select operated valves - most common versions

Symbol	Flow	Order code
	60 l/min	PXB-B3111BD2
	240 l/min	PXB-B4131BD2

Black - 2 positions - With 1 NC valve











Indicates stocked product.

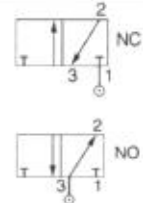
Control and Process Duty PXB/PXV/PXC

Control and process duty Ø 22 mm

PXB

Additional switch valves, electrical contact block and mounting brackets



Symbol	Flow	Order code	Contact	Order code
	60 l/min NC	PXB-B3911	Normally open NO 	ZBE-101
	240 l/min NC	PXB-B4931	Normally closed NC 	ZBE-102
	60 l/min NO	PXB-B3921		
	240 l/min NO	PXB-B4931		
	60 l/min NC	PXB-B3912		
	60 l/min NO	PXB-B3922		




All PXB-B4 valves can be connected either as normally closed 3/2 valve (NC) or normally open 3/2 valve (NO) as required, by connecting the primary air supply to port 1 or port 3.

Symbol	Flow	Order code	Description	Order code
	60 l/min NC	PXB-B3111B	Mounting 	ZB4-BZ009 block
	60 l/min NO	PXB-B3121B		

Spring return push buttons

Spring return			Mushroom head		
	Colour	Order code		Colour	Order code
	Black	ZB4-BA2		Black	ZB4-BC2
	Green	ZB4-BA3		Green	ZB4-BC3
	Red	ZB4-BA4		Red	ZB4-BC4
Flush				Ø40 mm spring return	

Selector switches

Black handle		
	Function	Order code
	2 positions xed	ZB4-BD2
	3 positions xed	ZB4-BD3
Standard		

Visual indicators

	Colour actuated	Colour unactuated	Order code
	Green	Black	PXV-F131
	Red	Black	PXV-F141
	Yellow	Black	PXV-F151
	Blue	Black	PXV-F161
	White	Black	PXV-F111
	Green	Red	PXV-F1314

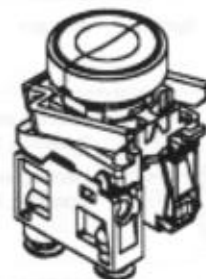
Indicates stocked product.

Control and Process Duty PXB/PXV/PXC

Push button valves Ø22 mm

PXB-B3•

- Facia mounted operator
- 3/2 NO or NC
- Pneumatic valves combinable with electrical switches
- Modular construction (up to 3 valves per pushbutton heads)
- Wide range of actuators



Operating and additional information

Working pressure; PXB-B3••	1 to 9 bar	Connections	Ø4 mm straight Push-in as standard Ø4 mm swivel Push-in on request M5 on request
Working temperature	-15 C to +60 C		
Flow PXB-B 3•• (acc. to ISO 6358)	Qmax=60 l/min		

Spring return pushbuttons

Symbol	Actuator	Return	Operating force at 6 bar, N	Flow Nl/min	Weight kg	Order code
	Pushbutton Black	Spring	7	50	0,077	PXB-B3111BA2
	Pushbutton Green	Spring	7	50	0,077	PXB-B3111BA3
	Pushbutton Red	Spring	7	50	0,077	PXB-B3111BA4
	Pushbutton Black	Spring	15	50	0,087	PXB-B3251BA2

Mushroom head pushbuttons

Symbol	Actuator	Return	Operating force at 6 bar, N	Flow Nl/min	Weight kg	Order code
	Pushbutton Ø40 mm Black	Spring	7	50	0,122	PXB-B3111BC2
	Latching pushbutton Ø40 mm Red		45	50	0,125	PXB-B3111BT4
	Latching pushbutton Ø40 mm Red		47	50	0,125	PXB-B3121BT4

Control and Process Duty PXB/PXV/PXC

Push button valves Ø22 mm

PXB-B3•

Selector switches

Symbol	Actuator	Return	Flow Nl/min	Weight kg	Order code
	Latching selector button 2 position, Black		50	0,092	PXB-B3111BD2
	Latching selector button 2 position, Black		50	0,102	PXB-B3211BD2
	Latching selector button 2 position, Black		50	0,102	PXB-B3251BD2
	Latching selector button 3 position, Black		50	0,102	PXB-B3211BD3
	Latching selector button 3 position, Black		50	0,102	PXB-B3251BD3
	Non latching selector button with long handle 3 position, black	Spring	50	0,103	PXB-B3211BJ5

Switch bodies with operating head mounting

For use with ZB4-B operating heads.

Symbol	Actuator	Return	Operating force at 6 bar, N	Flow Nl/min	Weight kg	Order code
	Plunger	Spring	5,5	50	0,048	PXB-B3111B
	Plunger	Spring	7,5	50	0,048	PXB-B3121B

Additional switch valves

For use with PBX-B3. switch bodies with operating head mounting

Symbol	Actuator	Return	Operating force at 6 bar, N	Flow Nl/min	Weight kg	Order code
	Plunger Straight connection	Spring	5,5	50	0,010	PXB-B3911
	Plunger Straight connection	Spring	7,5	50	0,010	PXB-B3921
	Plunger Swivel connection	Spring	5,5	50	0,015	PXB-B3912
	Plunger Swivel connection	Spring	7,5	50	0,015	PXB-B3922

Electrical contact blocks


Connections	Type of contact	Weight kg	Order code
<p>Can be combined with pneumatic valve blocks, enabling pneumatic and electric signals to be provided from a single control unit.</p>	Normally open (NO) 	0,011	ZBE-101
	Normally closed (NC) 	0,011	ZBE-102

Control and Process Duty PXB/PXV/PXC

Push button valves Ø22 mm

PXB-B3•




Mounting block for valves and operating heads

Connections	For Metal head ZB4		For Plastic head ZB5	
	Weight kg	Order code	Weight kg	Order code
 <p>Mounting block for valves and operating heads: to make up a complete push button with one operating head and switch valves.</p>	0,038	ZB4-BZ009	0,006	ZB5-BZ009


Operating heads

For use with PXB-B3. switch bodies


Spring return pushbuttons

Description	Colour	Metal head		Plastic Head	
		Weight kg	Order code	Weight kg	Order code
 <p>Flush</p>	Black	0,029	ZB4-BA2	0,018	ZB5-AA2
	Green	0,029	ZB4-BA3	0,018	ZB5-AA3
	Red	0,029	ZB4-BA4	0,018	ZB5-AA4
	6 color caps	0,029	ZB4-BA9	0,018	ZB5-AA9
 <p>Projecting</p>	Black	0,030	ZB4-BL2	0,019	ZB5-AL2
	Green	0,030	ZB4-BL3	0,019	ZB5-AL3
	Red	0,030	ZB4-BL4	0,019	ZB5-AL4
 <p>Flush booted</p>	Black	0,034	ZB4-BP2		




Push/push pushbuttons

Description	Colour	Metal head	
		Weight kg	Order code
 <p>Flush</p>	Black	0,029	ZB4-BH02
	Green	0,029	ZB4-BH03
	Red	0,029	ZB4-BH04

Double headed spring return pushbuttons

Description	Colour Marking	Metal head	
		Weight kg	Order code
 <p>Flush</p>	Green/Red 1/0	0,047	ZB4-BA8234

Mushroom head pushbuttons



Description	Function	Colour	Metal head		Plastic Head	
			Weight kg	Order code	Weight kg	Order code
 <p>Ø40 mm mushroom head</p>	Spring return	Black	0,074	ZB4-BC2		
		Green	0,074	ZB4-BC3		
		Red	0,074	ZB4-BC4		
	Latching push-pull	Red	0,077	ZB4-BT4		
 <p>Ø60 mm mushroom head</p>	Spring return	Black	0,093	ZB4-BR2		
 <p>Ø40 mm mushroom head</p>	Latching Turn to release	Red	0,070	ZB4-BS54	0,044	ZB5-AS54
	Latching Release by Ronis key N 455	Red	0,070	ZB4-BS14		

Control and Process Duty PXB/PXV/PXC

Push button valves Ø22 mm


PXB-B3•

Selector switches


	Description	Function	Metal head		Plastic Head	
			Weight kg	Order code	Weight kg	Order code
	Standard, black handle	2 positions Stay put	0,044	ZB4-BD2	0,024	ZB5-AD2
		3 positions Stay put	0,044	ZB4-BD3	0,024	ZB5-AD3
		2 spring return to centre	0,044	ZB4-BD5	0,024	ZB5-AD5
	Long black handle	2 positions Stay put	0,045	ZB4-BJ2		
		3 positions Stay put	0,045	ZB4-BJ3		
		Spring return to centre	0,045	ZB4-BJ5		
		1 spring return from left to centre	0,045	ZB2-BJ7		

	Description	Function	Key withdrawal	Weight kg	Order code
Left and right	0,069	ZB4-BG4			

Joystick controllers - 2 directions

	Description	Metal head	
		Weight kg	Order code
	1 stay put position in each direction	0,094	ZD4-PA12
	1 position in each direction with spring return	0,094	ZD4-PA22

Tools

	Description	Weight kg	Order code
	ZB5 head nut tools	0,160	ZB5-AZ905